



# MM<sup>®</sup> ColorJoint / SIF Series

## Seismic Silicone & Impregnated Expanding Foam

SPECIAL DATA  
MM Systems Corporation • 50 MM Way, Pendergrass, GA 30567 • 800.241.3460 • www.mm-usa.com

### DESCRIPTION

ColorJoint SIF Seismic Expansion Joint combines two high performance expansion joint systems into one monolithic waterproof sealing system. A primary seismic silicone surface seal is factory applied to a secondary micro-cell self-expanding foam that is impregnated with an acrylic polymer which is UV stable, flame resistant, chemical resistant, and meets ASTM 283, ASTM 518, and DIN 18542.

### BASIC USE

ColorJoint SIF is designed for sealing vertical expansion joints that measure 1" or larger. The outstanding physical properties of the ColorJoint SIF allows for a watertight seal in a wide variety of architectural applications – brick, block, concrete, EFIS, window-walls, metal panels and the like.

### FEATURES

- ± 50% seismic movement capability.
- Near zero tensile stress at bond line.
- Conforms to irregular openings virtually eliminating the risk of costly water damage.
- Binary silicone seal and impregnated foam nearly eliminates possibility of punctures.
- Permanently elastic and will expand and accommodate the required joint movement.
- Watertight, dust-proof, airtight and soundproof.
- Resistant to UV, ozone, acid rain, wind driven rain and extreme temperatures.
- Easy to install, no fasteners or anchors.

### SPECIAL FEATURES


- Does not rely on the silicone surface seal to provide a watertight seal. Self-expanding impregnated foam is also a watertight seal.
- Resilient and flexible to -39°F.
- Provides interior vapor, dust, acoustical, air and sound-dampening control.

### LIMITATIONS

- Surfaces must be sound, dry, and free of any laitance, curing agents or foreign matter.
- Do not install when substrate or ambient temperatures above 94°F (35°C) or below -15°F (-25°C).

Self-expanding Micro-cell Foam Impregnated with Acrylic Polymer

Field Applied Silicone Edge Sealant (as required)



Field Injected Sidewall Adhesive

Factory Bonded Silicone Bellows Seismic Seal

### PACKAGING

ColorJoint SIF Series Expansion Joint is supplied in 5-foot lengths.

Silicone Sealant (when required) is packaged in 20 fl.oz. (592 ml) sausages or 10.3 fl.oz. (305-ml) cartridges.

### STORAGE

All materials should be stored off the ground in a cool, dry location 70-80°F (20-27°C) for a minimum of 24 hours prior to installation regardless of the temperature at installation location.

### PRECAUTIONS

Use with adequate ventilation. Uncured sealant may cause skin and eye irritation. In case of eye contact, immediately flush with water. Avoid prolonged or repeated skin contact. Read and follow labels and Material Safety Data Sheet before use.

### COLOR OPTIONS


See Page 2 to select from available standard colors or select custom color matching.

# MM<sup>®</sup> ColorJoint/SIF Color Chart

## PRIMARY SILICONE COLORS - PECORA<sup>®</sup> 890NST



## ALTERNATE SILICONE COLORS - DOW CORNING<sup>®</sup> 790



### SILICONE COLORS

ColorJoint/SIF colors are manufactured with either Primary Pecora 890NST or Alternate Dow Corning 790 silicone which resist deterioration due to:

- Ultra Violet Rays
- Ozone
- Acid Rain
- Extreme Temperatures

### STANDARD COLORS

ColorJoint/SIF standard color compounds are stocked and ready for manufacturing and delivery within two weeks of order placement. Lead times may vary – contact MM for promise dates.

### CUSTOM COLORS

ColorJoint/SIF custom color compounds require additional manufacturing lead-time. Contact MM for availability and quantity minimums. Lead times may vary – contact MM for promise dates.

### COLOR MATCHING

Color Matching is available with certain restrictions. Minimum quantities may be required. Contact MM Systems for additional information.

### COLOR CHART

Color samples are as close as possible but actual product may vary slightly. For best results, submit color samples or swatches to our lab for color testing and matching.

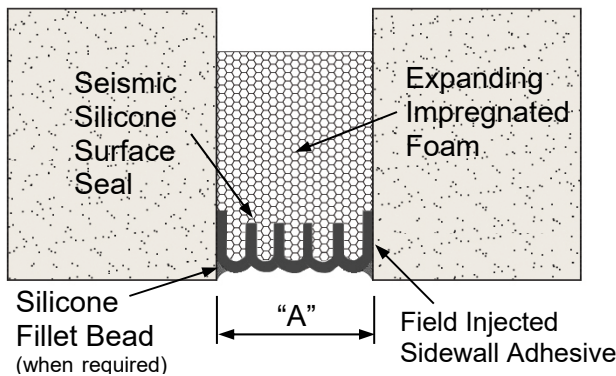


# MM<sup>®</sup> ColorJoint / SIF Series

## SELECTION GUIDE

Model Number	Total Movement		Movement Range "A"				Expansion Joint Size			
	Min.	Max.	Min.	Max.	Nominal	Seal Depth				
SIF-050	<b>0.50</b>	13	<b>0.250</b>	6	<b>0.75</b>	19	<b>0.50</b>	13	<b>1.50</b>	38
SIF-063	<b>0.625</b>	16	<b>0.312</b>	8	<b>0.9375</b>	24	<b>0.625</b>	16	<b>1.50</b>	38
SIF-075	<b>0.75</b>	19	<b>0.375</b>	10	<b>1.125</b>	29	<b>0.75</b>	19	<b>2.00</b>	51
SIF-100	<b>1.00</b>	25	<b>0.500</b>	25	<b>1.500</b>	38	<b>1.00</b>	25	<b>2.00</b>	51
SIF-125	<b>1.25</b>	32	<b>0.625</b>	16	<b>1.875</b>	48	<b>1.25</b>	32	<b>2.00</b>	51
SIF-150	<b>1.50</b>	38	<b>0.750</b>	19	<b>2.250</b>	57	<b>1.50</b>	38	<b>2.00</b>	51
SIF-175	<b>1.75</b>	44	<b>0.875</b>	22	<b>2.625</b>	67	<b>1.75</b>	44	<b>2.00</b>	51
SIF-200	<b>2.00</b>	51	<b>1.000</b>	25	<b>3.00</b>	76	<b>2.00</b>	51	<b>2.00</b>	51
SIF-225	<b>2.25</b>	57	<b>1.125</b>	28	<b>3.375</b>	86	<b>2.25</b>	57	<b>2.00</b>	51
SIF-250	<b>2.50</b>	64	<b>1.250</b>	32	<b>3.750</b>	95	<b>2.50</b>	64	<b>2.00</b>	51
SIF-275	<b>2.75</b>	70	<b>1.375</b>	35	<b>4.125</b>	105	<b>2.75</b>	70	<b>3.00</b>	76
SIF-300	<b>3.00</b>	76	<b>1.500</b>	38	<b>4.500</b>	114	<b>3.00</b>	76	<b>3.00</b>	76
SIF-325	<b>3.25</b>	83	<b>1.562</b>	41	<b>4.812</b>	122	<b>3.25</b>	83	<b>3.00</b>	76
SIF-350	<b>3.50</b>	89	<b>1.750</b>	44	<b>5.250</b>	133	<b>3.50</b>	89	<b>3.00</b>	76
SIF-375	<b>3.75</b>	96	<b>1.875</b>	48	<b>5.625</b>	143	<b>3.75</b>	96	<b>3.00</b>	76
SIF-400	<b>4.00</b>	102	<b>2.00</b>	51	<b>6.00</b>	152	<b>4.00</b>	102	<b>3.00</b>	76
SIF-500	<b>5.00</b>	127	<b>2.50</b>	64	<b>7.50</b>	191	<b>5.00</b>	127	<b>3.00</b>	76
SIF-600	<b>6.00</b>	152	<b>3.00</b>	76	<b>9.00</b>	229	<b>6.00</b>	152	<b>4.00</b>	102
SIF-700	<b>7.00</b>	178	<b>3.50</b>	89	<b>10.50</b>	267	<b>7.00</b>	178	<b>4.00</b>	102
SIF-800	<b>8.00</b>	203	<b>4.00</b>	102	<b>12.00</b>	305	<b>8.00</b>	203	<b>4.00</b>	102

Dimensions are in **inches** (bold) and millimeters.  
Contact MM Systems for additional sizes



## LIMITED WARRANTY

MM Systems warrants the SIF System to be free of defects in material and conform to technical data listed. We make no warranty as to color or appearance. Since methods of application can affect performance and on site conditions are beyond our control, MM Systems makes no other warranty, expressed or implied, including warranties of MERCHANTABILITY AND FITNESS FOR A PARTICULAR PURPOSE. MM Systems sole obligation shall be, at its option, to replace, or to refund the purchase price of the quantity of system proved to be defective. In no event shall MM Systems be liable for any special, incidental, consequential, loss of profits or punitive damages. Other warranties may be available when installed by a MM Systems Certified Contractor.

MM Systems reserves the right to amend or withdraw information contained herein, without notice, and will not be liable for any inaccuracy or ambiguity of said information.

Current Issue 5-30-18



Spec Data

50 MM Way, Pendergrass, GA 30567 • 800.241.3460 • www.mm-usa.com

## PHYSICAL PROPERTIES

Impregnated Foam	Test Method	Typical Value
Density Average	ASTM D3575	10 lb./cu.ft.
Resistance - Thermal	ASTM C518	3.3*, hr-°F-ft <sup>2</sup> /Btu
Conductivity - Thermal	ASTM C518	0.05 W/m.°C
Temperature Stability Range	ASTM D1056	-40°F to 212°F
Shear Strength		8N/cm <sup>2</sup> min.
Tensile strength	ASTM 3574	21 psi, min
Compression Set Resistance	ASTM 3574	2.5%, max.
Bleeding (212°F at 20% compress)		None
Mildew Resistance		Excellent

Silicone	Test Method	Typical Value
Durometer Hardness, Shore A	ASTM C661	15 points
Tensile Strength, maximum	ASTM D412	100 psi / .07 kg/mm <sup>2</sup>
Peel Strength	ASTM C794	25 lb/in / 4.46 kg/cm
Tensile, at 25% extension	ASTM C1135	15 psi / .01 kg/mm <sup>2</sup>
at 50% extension		20 psi / .015 kg/mm <sup>2</sup>
Joint Movement Capabilities	ASTM C719	+100/-50

Listed properties are approximate values - actual field results may vary.  
\*Thermal Resistance per one (1") inch depth of SIF seal.

## INSTALLATION

- 1) Repair all unsound substrates. Joint opening sidewall interface areas must be clean and dry prior to installation.
- 2) Lay out the SIF next to the joint opening to check for appropriate length and width. SIF supplied should be precompressed to a size smaller than the intended opening.
- 3) Remove shrink-wrap and masonite packaging from the SIF Seal.
- 4) SPLICES – compress the ends and butt splice together. Apply splice adhesive across entire splice area. Allow ends to expand against each other creating an interference fit.
- 5) Position seal according to dimensional guidelines.
- 6) Do not twist or stretch. The rate of expansion is dependent on the temperature.
- 7) Inject splice/sidewall adhesive between seal and substrate sidewall to insure proper adhesion.
- 8) Refer to ColorJoint/SIF Installation Guideline for detailed step-by-step instructions.