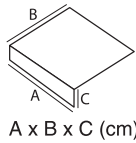
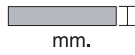


# Soluciones de escaleras

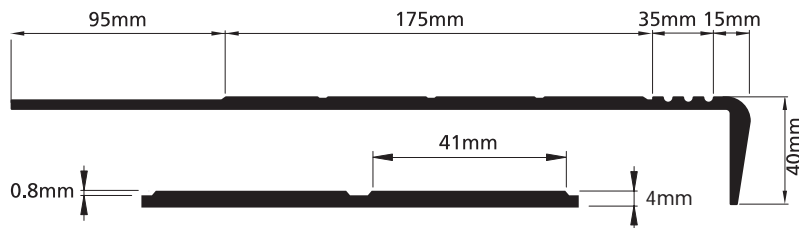
## Cerama Tread



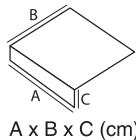
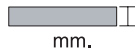
A x B x C (cm)



Homogeneous	4,0	122 x 32 x 4	10	2,4
-------------	-----	--------------	----	-----



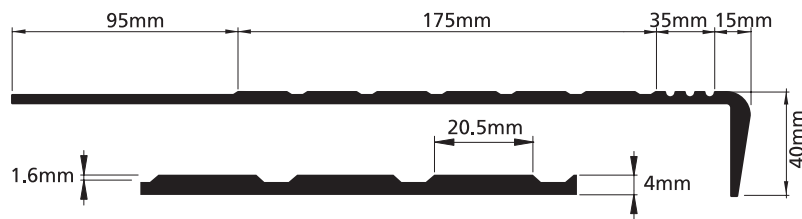
## Deco Tread



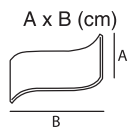
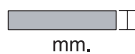
A x B x C (cm)



Homogeneous	4,0	122 x 32 x 4	10	2,4
-------------	-----	--------------	----	-----



## Solval



8,4 x 1000



Double backing	3,0	8,4 x 1000	1	0,4
----------------	-----	------------	---	-----



Refiérase a la carta de colores de Baldosas con Relieve para el rango de colores disponible en Deco Tread, Cerama Tread y Solval.